

INSTALLATIONS AFFECTING 3A EQUIPMENT



DENNIS GLICK
EQUIPMENT REVIEW SPECIALIST
USDA DAIRY GRADING BRANCH






















THINGS THAT AFFECT 3A COMPLIANCE AT INSTALLATION.

- LOCATION








LOCATION ISSUES

- DRIP
- DROP
- DRAIN
- DRAWN



REASONS FOR NON COMPLIANCE.

- IMPROPER INSTALLATION
- CUSTOMER
MODIFICATIONS

COMPRESSION VALVES

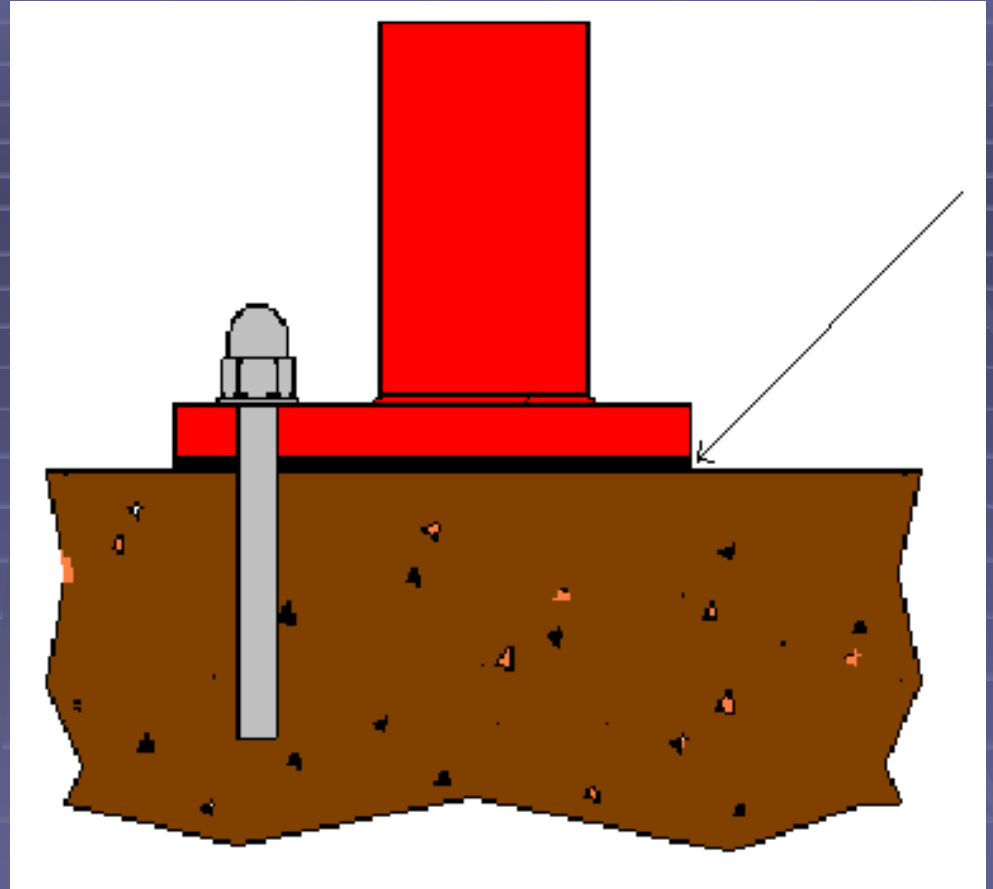


**MUST BE INSTALLED
TO ALLOW FREE
DRAINAGE TO
COMPLY WITH 3-A.**

MACHINE LEVELING FEET

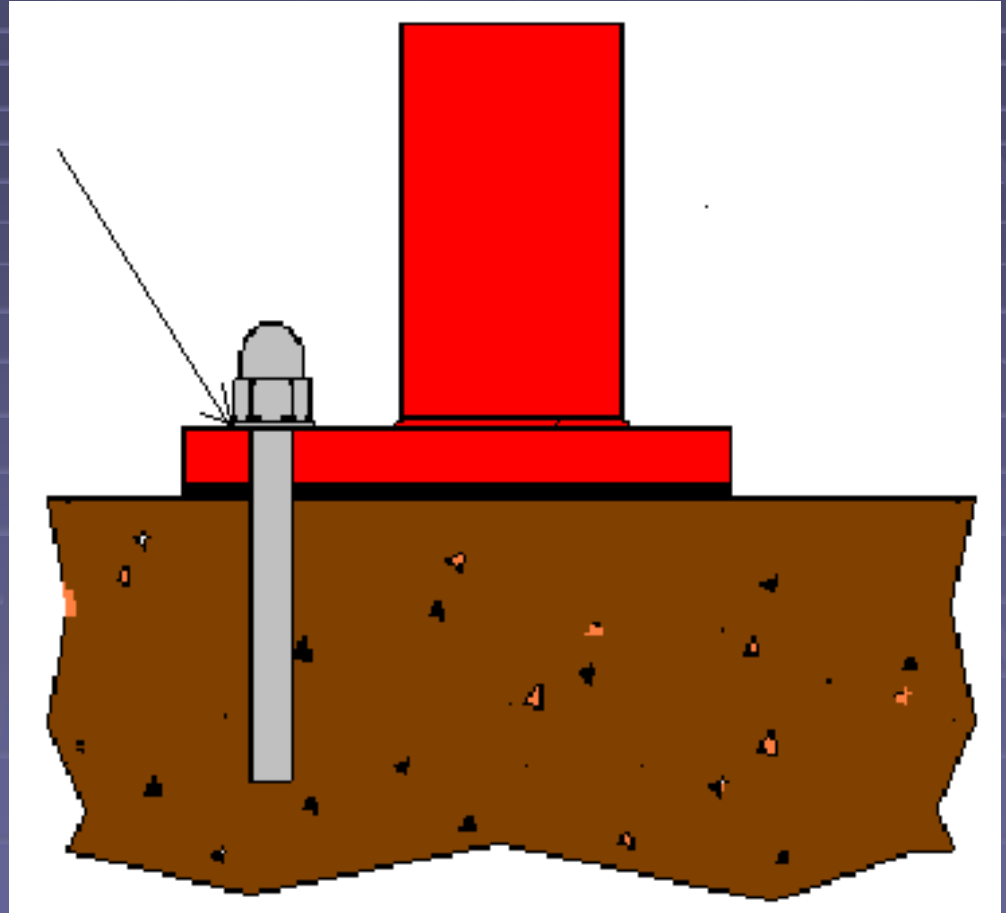


SHALL
BE
SEALED
TO THE
FLOOR
AT
INSTALLATION.



THERE SHALL
BE NO
EXPOSED
THREADS.

THREADS
SHALL BE
SEALED.



FILLERS





SHIELDS




- REQUIRED IF CONDENSATION IS PRESENT.
- NOT REQUIRED IF PRODUCT TEMPERATURE IS ABOVE DEW POINT.

TUBULAR HEAT EXCHANGERS

- SHALL BE DRAINABLE.
- REMOVE ALL LIQUID INCLUDING LIQUID TRAPPED IN CROSS SECTION PROFILE MODIFIED TUBING


INLINE STRAINERS

- SHALL BE REMOVED FROM THE LINE FOR MANUAL CLEANING.




DIAPHRAGM VALVES

- SHALL BE SELF DRAINING IN THE INSTALLED POSITION.
- SHALL BE A TAG OR MARK TO SHOW ANGLE OF INSTALLATION.
- LEAK DETECT HOLE AT THE LOWEST POINT.



QUESTIONS?



THE



END